

PORTON
博 腾

第一季度报告
QUARTERLY REPORT

股票简称:博腾股份
股票代码:300363

300363

2023-035

2023



1

2

()

3

	1,377,802,786.78	1,442,770,395.49	-4.50%
	304,092,146.15	381,898,709.67	-20.37%
	296,262,380.67	381,009,392.25	-22.24%
	363,297,371.75	334,267,821.88	8.68%
/	0.56	0.70	-20.00%
/	0.56	0.70	-20.00%
	4.93%	9.14%	4.21
	10,023,735,617.15	10,144,292,774.55	-1.19%
	6,337,290,264.09	6,003,123,811.75	5.57%

	-585,801.67	
	10,058,624.94	
	549,000.00	
	-193,767.63	
	1,331,970.39	
	666,319.77	
	7,829,765.48	

1

1

	2023 3 31	2022 12 31		%	
	12,051,252.71	23,047,775.46	-10,996,522.75	-47.71	
	85,337,138.30	60,909,882.56	24,427,255.74	40.10	
	16,958,060.61	26,460,525.60	-9,502,464.99	-35.91	
	20,000,000.00		20,000,000.00	-	
	414,602,374.06	231,824,018.24	182,778,355.82	78.84	CDMO CDMO
	213,357,792.52	303,345,917.52	-89,988,125.00	-29.67	
	772,274,509.40	1,149,515,374.39	-377,240,864.99	-32.82	
	446,843,253.70	638,400,032.92	-191,556,779.22	-30.01	
	157,950,447.10	100,175,303.24	57,775,143.86	57.67	
	375,197,671.81	207,332,627.76	167,865,044.05	80.96	CDMO CDMO

--	--	--	--	--	--


2

	2023 1-3	2022 1-3		%	
	13,861,925.02	6,497,552.41	7,364,372.61	113.34	
	36,151,507.57	53,058,451.86	-16,906,944.29	-31.86	
	157,589,341.05	96,466,639.56	61,122,701.49	63.36	
	165,970,275.02	104,914,096.80	61,056,178.22	58.20	

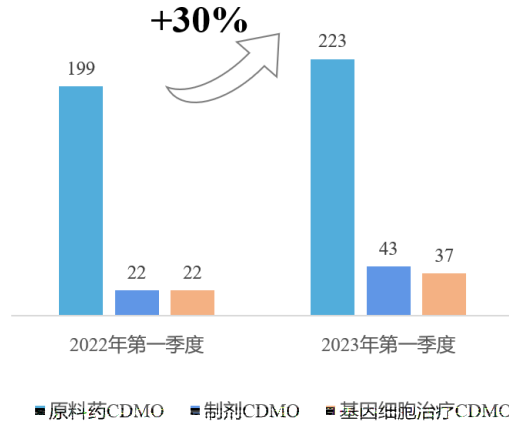
		62,971			
10					
		14.46%	78,982,719		
		10.79%	58,890,521	44,167,891	19,240,000
		8.09%	44,195,030		9,540,000
		7.67%	41,903,020		9,020,000
		2.88%	15,734,507		
		1.67%	9,097,181		
		1.46%	7,982,347		
		1.29%	7,062,797		
		1.22%	6,639,239		
		1.16%	6,307,006		
10					
			78,982,719		78,982,719
			44,195,030		44,195,030
			41,903,020		41,903,020
			15,734,507		15,734,507
			14,722,630		14,722,630
			9,097,181		9,097,181
			7,982,347		7,982,347
			7,062,797		7,062,797
			6,639,239		6,639,239
			6,307,006		6,307,006
10					

	44,167,891			44,167,891		25%
	295,312			295,312		25%
	156,225			156,225		25%
	112,800			112,800	36	24
	81,450			81,450	36	25% 24
	72,000			72,000		25%
	52,500			52,500	36	25% 24
	11,025			11,025		25%
22 2020	297,000			297,000		36
2020 1	45,000			45,000		36
57 2021	778,800			778,800	36	24
12	115,600			115,600		24

2021						36
	46,185,603			46,185,603		



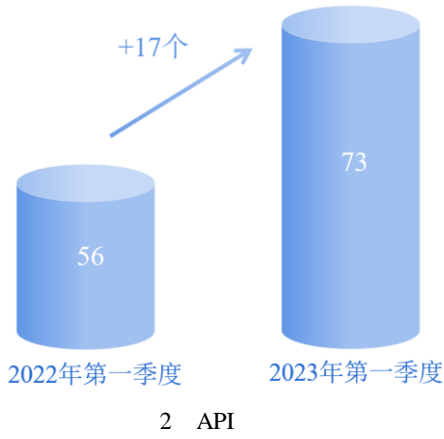
单位：家



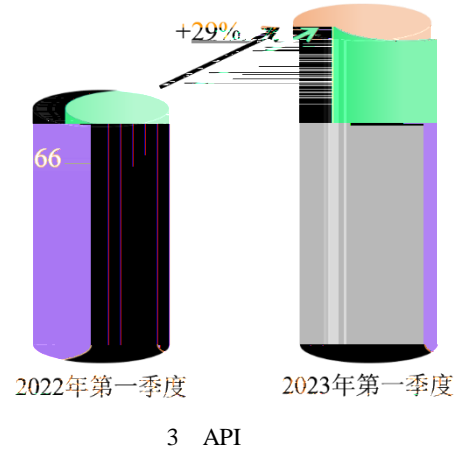
1

29% 2 3 2023 API 73 17 API 1.02

单位：个



单位：万元



1

2023 03 31

	2,753,033,313.75	2,850,419,010.56
	26,441,432.35	25,368,097.65
	1,361,838,470.48	1,456,608,638.00
	12,051,252.71	23,047,775.46
	64,445,066.98	62,098,194.55
	85,337,138.30	60,909,882.56
	684,398,366.40	902,196,386.55
	16,958,060.61	26,460,525.60
	50,043,854.45	55,438,446.02
	5,054,546,956.03	5,462,546,956.95

	366,059,566.31	372,654,145.09
	20,000,000.00	
	4,524,206.64	4,529,844.21
	2,181,591,222.72	2,120,257,371.67

	911,552,118.09	656,007,317.81
	3,240,995,132.55	3,672,000,486.45
	545,955,020.00	546,027,420.00
	1,970,728,837.81	1,957,775,758.71
	130,887,050.64	133,098,330.64
	19,261,307.62	4,278,960.53
	273,013,710.00	273,013,710.00
	3,659,218,439.30	3,355,126,293.15
	6,337,290,264.09	6,003,123,811.75
	445,450,220.51	469,168,476.35
	6,782,740,484.60	6,472,292,288.10
	10,023,735,617.15	10,144,292,774.55

2

	1,377,802,786.78	1,442,770,395.49
	1,377,802,786.78	1,442,770,395.49
	1,069,268,930.68	1,008,533,596.22
	685,794,772.95	736,658,489.58
	13,861,925.02	6,497,552.41
	36,151,507.57	53,058,451.86
	157,589,341.05	96,466,639.56
	165,970,275.02	104,914,096.80
	9,901,109.07	10,938,366.01
	6,274,678.14	14,696,840.87
	18,698,098.08	3,424,940.66
	10,058,624.94	2,770,023.02
	-6,045,578.78	-3,650,298.45
	-6,594,578.78	-4,211,298.45

-		
		2,232,000.00
-	5,391,888.37	-8,530,428.19
-	383,542.40	-5,059,512.68
-		
	318,322,333.03	421,998,582.97
	139,803.46	963,621.39
	919,372.76	5,293,090.82
	317,542,763.73	417,669,113.54
	38,052,887.60	59,477,591.43
	279,489,876.13	358,191,522.11
1.	279,489,876.13	358,191,522.11
2.		
1.	304,092,146.15	381,898,709.67
2.	-24,602,270.02	-23,707,187.56
	14,983,046.18	15,771,113.42
	14,982,347.09	15,772,370.03
1.		
2.		
3.		
4.		
5.		
	14,982,347.09	15,772,370.03



	79,897,199.77	98,430,190.82
	167,052,654.12	26,132,511.55
	1,698,129,800.41	1,395,007,604.29
	803,815,554.48	538,622,704.50
	374,982,894.90	316,881,303.53
	78,714,580.47	75,798,945.79
	77,319,398.81	129,436,828.59
	1,334,832,428.66	1,060,739,782.41
	363,297,371.75	334,267,821.88
	549,000.00	2,232,000.00
	1,946,000.00	
	2,495,000.00	2,232,000.00
	312,580,655.10	251,081,745.85

2023 04 22